



LOCAL GROWTH SHARE PORTFOLIO



SA Asset Management Local Share Portfolio



As of 2025/11/30

Overview

The SA Asset Management Domestic Share Portfolio is an equity portfolio designed to provide investors with direct exposure to locally listed South African companies. The portfolio is constructed to reflect the investor's specific risk appetite and long-term objectives, developed through a detailed and consultative process.

The main objective of SA Asset Management is to build a private portfolio based on in-depth discussions with each client to achieve the specific goals that has been set through mutual agreement. The portfolio will be biased towards market-leading companies and will invest primarily in the South African Stock Market.

Investment Criteria

Our investment strategy combines momentum and quality, focusing on stocks that exhibit strong price trends supported by institutional flows. We apply a quality overlay to ensure we invest only in companies with robust fundamentals. To manage liquidity risk, we prioritise large-cap shares with meaningful market depth. The portfolio is reviewed quarterly and rebalanced as necessary to remain aligned with our highest-conviction opportunities and prevailing market dynamics.

Risk Description

This is a high-equity growth portfolio suited for investors seeking long-term, inflation-beating returns and who are comfortable with moderate to high volatility. The investor may experience short- to medium-term drawdowns in capital value, but with the aim of achieving long-term capital growth through disciplined portfolio construction and stock selection.

Key Facts

Portfolio Managers	SA Asset Management
Benchmark	(ASISA) South Africa EQ SA General
Launch date	1 January 2014
Portfolio Timeframe	7+ Years
Risk Strategy	High
Platform Availability	Glacier International, Momentum International, SPW, DMA, Old Mutual International

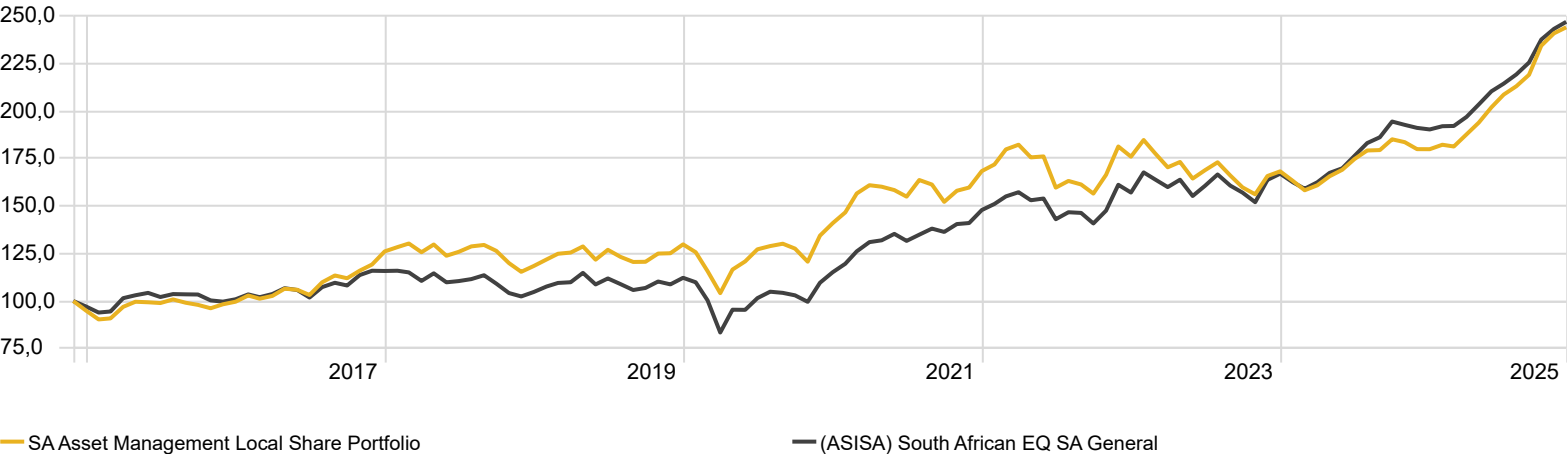
Fees

Portfolio Management Fee incl. VAT: 1.15%

Please note: Performance is calculated Net of Fees Excluding VAT

Please note that the Total Expense Ratio (TER) of the underlying funds, administration, platform as well as advisor fee can be obtained from your proposal. A schedule of fees, charges and maximum commissions is available on your request.

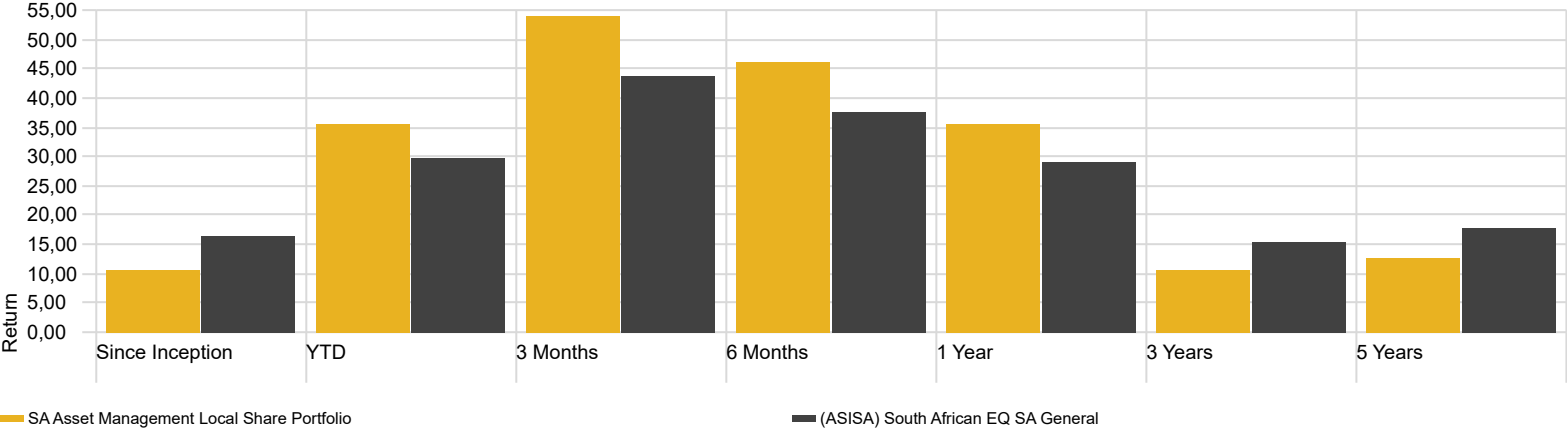
Investment Growth - 10 Years (ZAR)



Returns (ZAR)

	Since Inception	YTD	3 Months	6 Months	1 Year	3 Years	5 Years
SA Asset Management Local Share Portfolio	10,70	35,66	11,41	20,85	35,63	10,41	12,67
(ASISA) South African EQ SA General	16,39	29,76	9,50	17,38	29,20	15,28	17,64

Annualized Returns (ZAR)



DISCLAIMER: Johannesburg Security and Portfolio Management Pty Ltd t/a SA Asset Management (Reg No 1995/006481/07) ("SA Asset Management") is a licensed Financial Services Provider ("FSP") in terms of the Financial Advisory and Intermediary Services Act, 37 of 2002 ("FAIS Act"), with FSP number 589, regulated by the Financial Sector Conduct Authority. This document and any other information supplied in connection with the financial product ("product") is not "advice" as defined and/or contemplated in terms of the FAIS Act and investors are encouraged to obtain their own independent advice prior to investing in the product. Any investment is speculative and involves significant risks and therefore, prior to investing, investors should fully understand the product and any risks associated with the product. Investments in securities are generally medium to long term investments. The value of the product may go down as well as up and past performance is not necessarily a guide to the future. SA Asset Management and its affiliates disclaims and assumes no liability for any loss or damage (direct, indirect or consequential) that may be suffered from using or relying on the information contained herein.

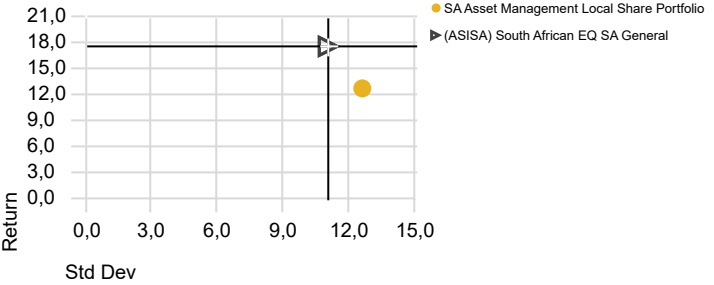
Return / Risk Analysis (ZAR)

Calculation Benchmark: (ASISA) South African EQ SA General

Best Month	8,96
Worst Month	-9,33
Std Dev	12,59
Sharpe Ratio	0,51
Max Drawdown	-15,48
Tracking Error	4,59

Risk-Reward

Time Period: 2020/12/01 to 2025/11/30

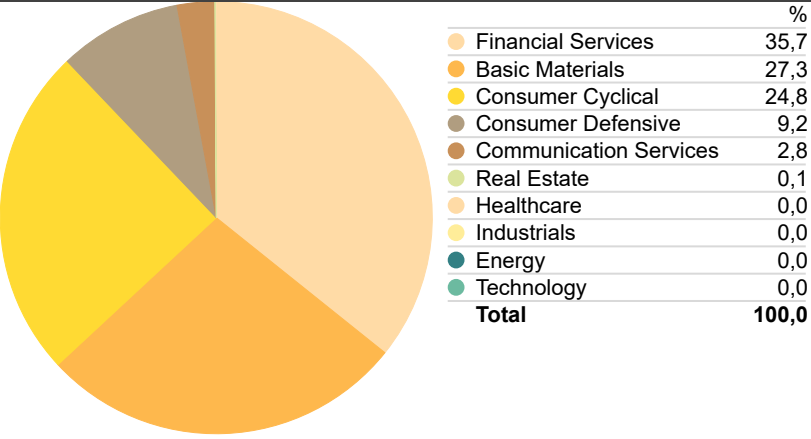


Top 10 Holdings

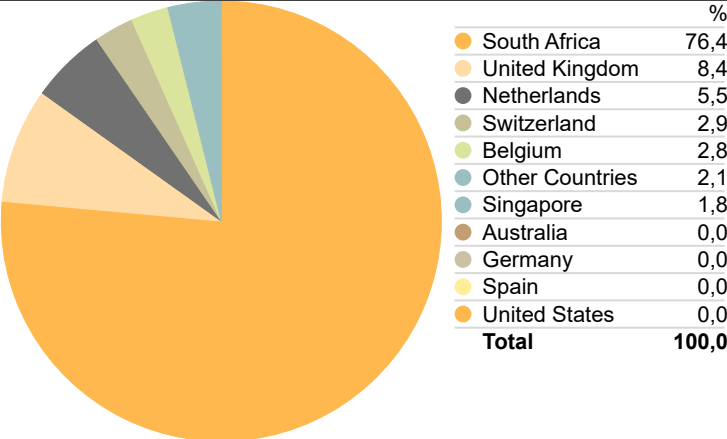


Company	Domicile	Sector	Total Ret 1 Yr
Anglogold Ashanti PLC	United Kingdom	Basic Materials	218,42
British American Tobacco PLC	United Kingdom	Consumer Defensive	50,50
Prosus NV Ordinary Shares - Class N	Netherlands	Consumer Cyclical	35,71
Absa Group Ltd	South Africa	Financial Services	27,58
Standard Bank Group Ltd	South Africa	Financial Services	26,08
Capitec Bank Holdings Ltd	South Africa	Financial Services	24,54
Naspers Ltd Class N	South Africa	Consumer Cyclical	21,76
Anglo American PLC	United Kingdom	Basic Materials	14,73
Firststrand Ltd	South Africa	Financial Services	13,87
Remgro Ltd	South Africa	Financial Services	13,65

Sector Exposure



Regional Exposure



DISCLAIMER: Johannesburg Security and Portfolio Management Pty Ltd t/a SA Asset Management (Reg No 1995/006481/07) ("SA Asset Management") is a licensed Financial Services Provider ("FSP") in terms of the Financial Advisory and Intermediary Services Act, 37 of 2002 ("FAIS Act"), with FSP number 589, regulated by the Financial Sector Conduct Authority. This document and any other information supplied in connection with the financial product ("product") is not "advice" as defined and/or contemplated in terms of the FAIS Act and investors are encouraged to obtain their own independent advice prior to investing in the product. Any investment is speculative and involves significant risks and therefore, prior to investing, investors should fully understand the product and any risks associated with the product. Investments in securities are generally medium to long term investments. The value of the product may go down as well as up and past performance is not necessarily a guide to the future. SA Asset Management and its affiliates disclaims and assumes no liability for any loss or damage (direct, indirect or consequential) that may be suffered from using or relying on the information contained herein.