



GLOBAL GROWTH SHARE PORTFOLIO



SA ASSET MANAGEMENT GLOBAL SHARE PORTFOLIO



As of 2025/11/30

Overview

The SA Asset Management Global Portfolio as set out of stocks and bond ETF's, not a unit trust, which gives investors access to a global portfolio based on the risk-adjusted needs of the individual investor.

The main objective of SA Asset Management is to build a private portfolio based on in-depth discussions with each client to achieve the specific goals that has been set through mutual agreement. The portfolio will be biased towards market-leading companies and will invest primarily in developed markets.

Investment Criteria

Our investment strategy is to hold long-term positions in large cap companies with a market cap greater than \$10 billion, which shows high investment quality across different business cycles while keeping a strong earnings growth through these periods.

Risk Description

A growth investor values long-term inflation beating returns at moderate to high levels of risk. An investor may endure temporary drawdowns in capital value over the medium to long term, in exchange for longer-term capital growth. This portfolio holds a high exposure to equities, which in turn increases the portfolio's volatility.

Key Facts

Portfolio Managers	SAAsset Management
Benchmark	(ASISA) Global EQ General USD
Launch date	1 January 2013
Portfolio Timeframe	7+ Years
Risk Strategy	High
Platform Availability	Glacier International, Momentum International, SPW, DMA, Old Mutual International

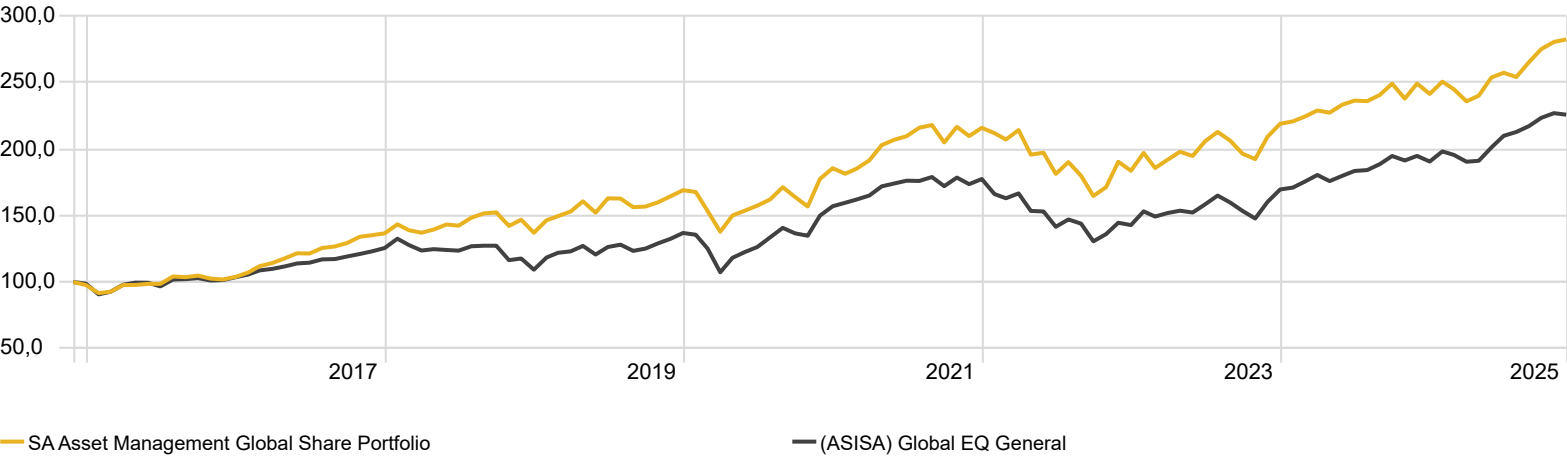
Fees

Portfolio Management Fee incl. VAT: 1.25%

Please note: Performance is calculated Net of Fees Excluding VAT

Please note that the Total Expense Ratio (TER) of the underlying funds, administration, platform as well as advisor fee can be obtained from your proposal. A schedule of fees, charges and maximum commissions is available on your request.

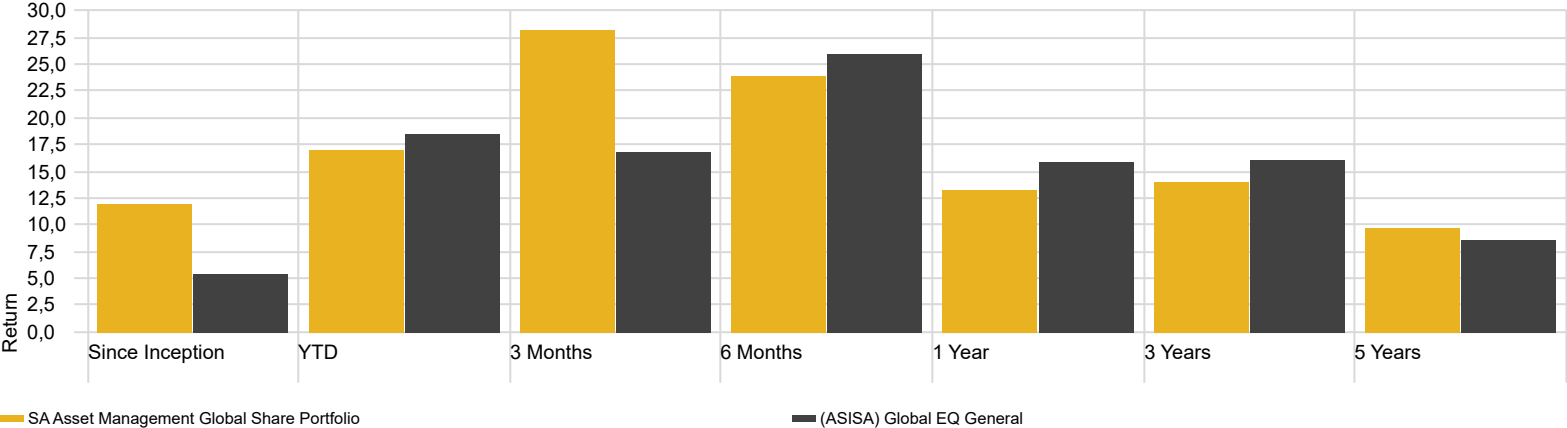
Investment Growth - 10 Years (USD)



Returns (USD)

	Since Inception	YTD	3 Months	6 Months	1 Year	3 Years	5 Years
SA Asset Management Global Share Portfolio	11,87	16,96	6,40	11,26	13,30	14,03	9,73
(ASISA) Global EQ General	7,72	18,48	3,94	12,24	15,90	16,02	8,54

Annualized Returns (USD)



DISCLAIMER: Johannesburg Security and Portfolio Management Pty Ltd t/a SA Asset Management (Reg No 1995/006481/07) ("SA Asset Management") is a licensed Financial Services Provider ("FSP") in terms of the Financial Advisory and Intermediary Services Act, 37 of 2002 ("FAIS Act"), with FSP number 589, regulated by the Financial Sector Conduct Authority. This document and any other information supplied in connection with the financial product ("product") is not "advice" as defined and/or contemplated in terms of the FAIS Act and investors are encouraged to obtain their own independent advice prior to investing in the product. Any investment is speculative and involves significant risks and therefore, prior to investing, investors should fully understand the product and any risks associated with the product. Investments in securities are generally medium to long term investments. The value of the product may go down as well as up and past performance is not necessarily a guide to the future. SAAsset Management and its affiliates disclaims and assumes no liability for any loss or damage (direct, indirect or consequential) that may be suffered from using or relying on the information contained herein.

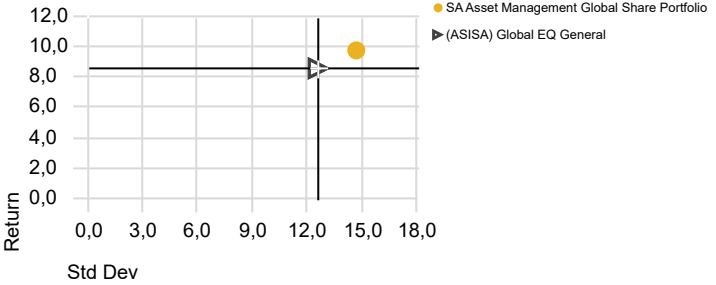
Return / Risk Analysis (USD)

Calculation Benchmark: (ASISA) Global EQ General

Best Month	11,18
Worst Month	-8,61
Std Dev	14,66
Sharpe Ratio	0,43
Max Drawdown	-24,44
Tracking Error	6,10

Risk-Reward

Time Period: 2020/12/01 to 2025/11/30

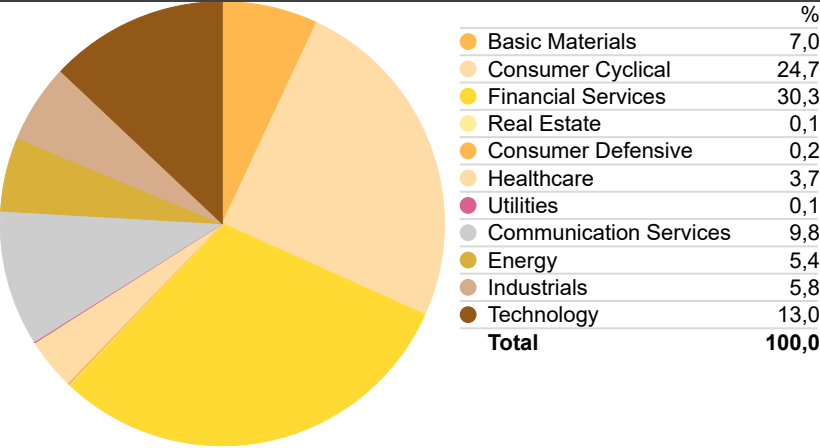


Top 10 Holdings

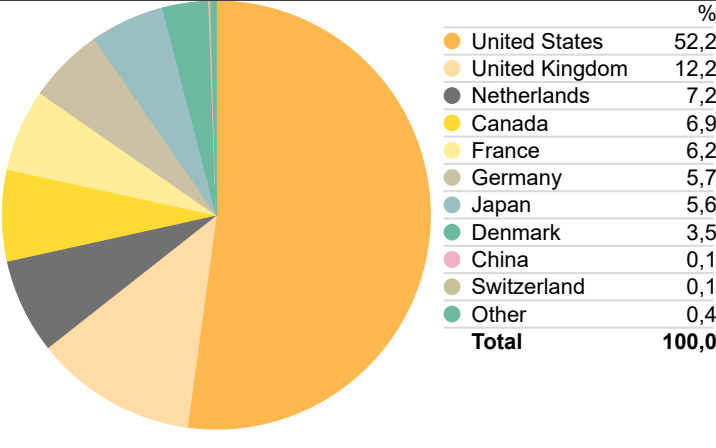


Company	Domicile	Sector	Total Ret 1 Yr
Alphabet Inc Class A	United States	Communication Services	86,57
ASML Holding NV	Netherlands	Technology	55,41
Ulta Beauty Inc	United States	Consumer Cyclical	53,10
Allianz SE	Germany	Financial Services	38,88
Royal Bank of Canada	Canada	Financial Services	30,16
Anglo American PLC	United Kingdom	Basic Materials	21,53
ITOCHU Corp	Japan	Industrials	17,98
Lvmh Moet Hennessy Louis Vuitton SE	France	Consumer Cyclical	15,93
Berkshire Hathaway Inc Class B	United States	Financial Services	7,18
Amazon.com Inc	United States	Consumer Cyclical	4,07

Sector Exposure



Regional Exposure



DISCLAIMER: Johannesburg Security and Portfolio Management Pty Ltd t/a SA Asset Management (Reg No 1995/006481/07) ("SA Asset Management") is a licensed Financial Services Provider ("FSP") in terms of the Financial Advisory and Intermediary Services Act, 37 of 2002 ("FAIS Act"), with FSP number 589, regulated by the Financial Sector Conduct Authority. This document and any other information supplied in connection with the financial product ("product") is not "advice" as defined and/or contemplated in terms of the FAIS Act and investors are encouraged to obtain their own independent advice prior to investing in the product. Any investment is speculative and involves significant risks and therefore, prior to investing, investors should fully understand the product and any risks associated with the product. Investments in securities are generally medium to long term investments. The value of the product may go down as well as up and past performance is not necessarily a guide to the future. SA Asset Management and its affiliates disclaims and assumes no liability for any loss or damage (direct, indirect or consequential) that may be suffered from using or relying on the information contained herein.