



SA ASSET
MANAGEMENT
PRIVATE CLIENTS

GLOBAL DIVIDEND SHARE PORTFOLIO



SA ASSET MANAGEMENT GLOBAL DIVIDEND SHARE PORTFOLIO



As of 2025/11/30

Overview

The SA Asset Management Global Dividend Portfolio aims to provide investors with a dependable and consistent income stream through dividends. The portfolio will be strategically diversified and will invest in reputable, established companies with a history of reliable dividend payouts. Our priority lies in selecting companies that have demonstrated consistent dividend growth, indicating strong financial stability and a commitment to rewarding shareholders

The main objective of SA Asset Management is to build a private portfolio based on in-depth discussions with each client to achieve the specific goals that has been set through mutual agreement. The portfolio will be biased towards market-leading companies and will invest primarily in developed markets.

Investment Criteria

Our investment strategy is to hold long-term positions in large cap companies with a market cap greater than \$10 billion, which shows high investment quality across different business cycles while keeping a strong earnings growth through these periods.

Risk Description

A growth investor values long-term inflation beating returns at moderate to high levels of risk. An investor may endure temporary drawdowns in capital value over the medium to long term, in exchange for longer-term capital growth. This portfolio holds a high exposure to equities, which in turn increases the portfolio's volatility.

Key Facts

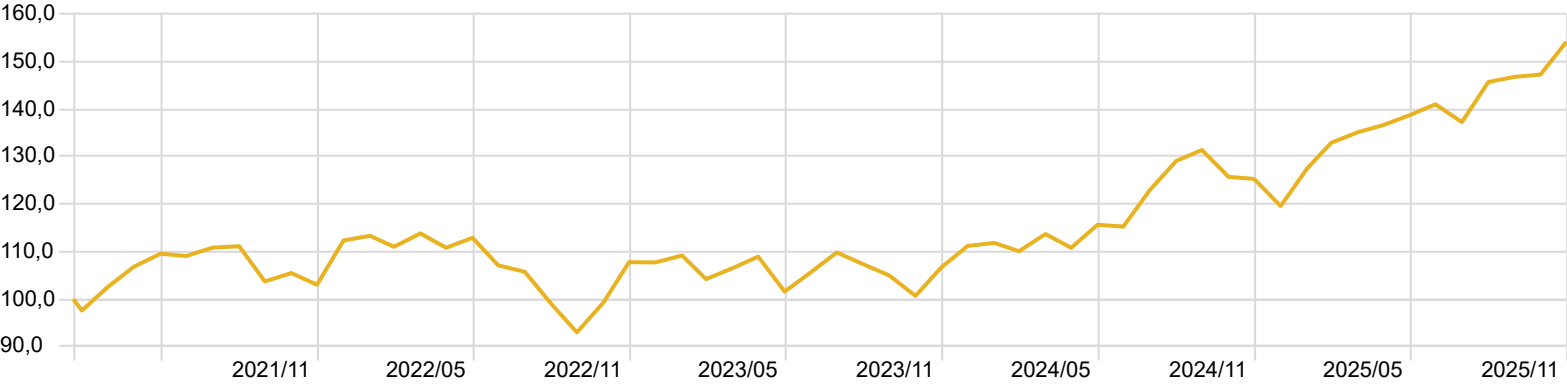
Portfolio Managers	SA Asset Management
Launch date	February 2021
Portfolio Timeframe	7+ Years
Risk Strategy	High
Platform Availability	Glacier International, Momentum International, SPW, DMA, Old Mutual International
Dividend Yield	3,55%
Please note this includes backtested data	

Fees

Portfolio Management Fee incl. VAT:	1.25%
Please note: Performance is calculated Net of Fees Excluding VAT	

Please note that the Total Expense Ratio (TER) of the underlying funds, administration, platform as well as advisor fee can be obtained from your proposal. A schedule of fees, charges and maximum commissions is available on your request.

Investment Growth (USD)

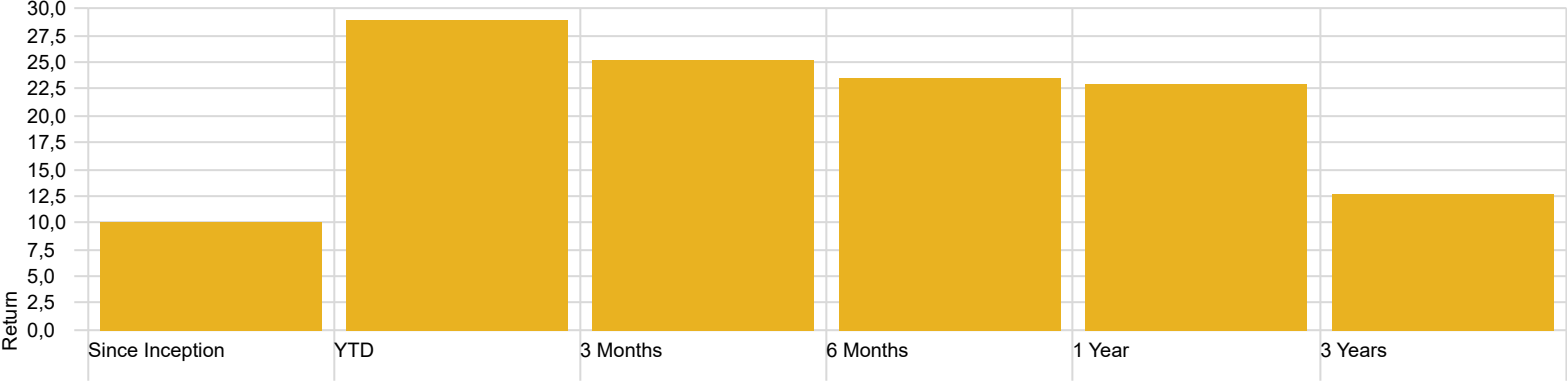


SA Asset Management Global Dividend Portfolio

Returns (USD)

	Since Inception	YTD	3 Months	6 Months	1 Year	3 Years
SA Asset Management Global Dividend Portfolio	10,10	28,87	5,78	11,10	23,00	12,66

Annualized Returns (USD)



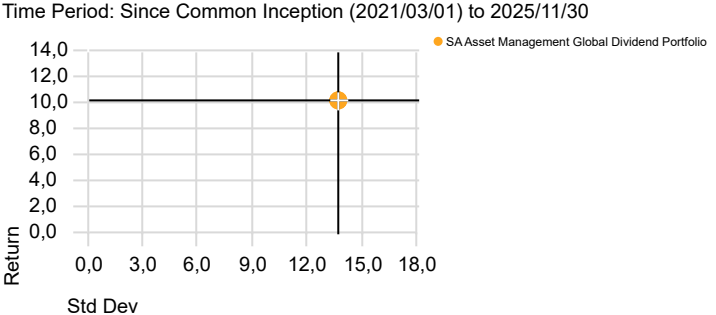
SA Asset Management Global Dividend Portfolio

DISCLAIMER: Johannesburg Security and Portfolio Management Pty Ltd t/a SA Asset Management (Reg No 1995/006481/07) ("SA Asset Management") is a licensed Financial Services Provider ("FSP") in terms of the Financial Advisory and Intermediary Services Act, 37 of 2002 ("FAIS Act"), with FSP number 589, regulated by the Financial Sector Conduct Authority. This document and any other information supplied in connection with the financial product ("product") is not "advice" as defined and/or contemplated in terms of the FAIS Act and investors are encouraged to obtain their own independent advice prior to investing in the product. Any investment is speculative and involves significant risks and therefore, prior to investing, investors should fully understand the product and any risks associated with the product. Investments in securities are generally medium to long term investments. The value of the product may go down as well as up and past performance is not necessarily a guide to the future. SA Asset Management and its affiliates disclaims and assumes no liability for any loss or damage (direct, indirect or consequential) that may be suffered from using or relying on the information contained herein.

Return / Risk Analysis (USD)

Time Period: Since Common Inception (2021/03/01) to 2025/11/30	
Calculation Benchmark: S&P Global Dividend Aristocrats TR USD	
Best Month	9,05
Worst Month	-6,75
Std Dev	13,65
Sharpe Ratio	0,54
Max Drawdown	-18,30
Tracking Error	6,97

Risk-Reward

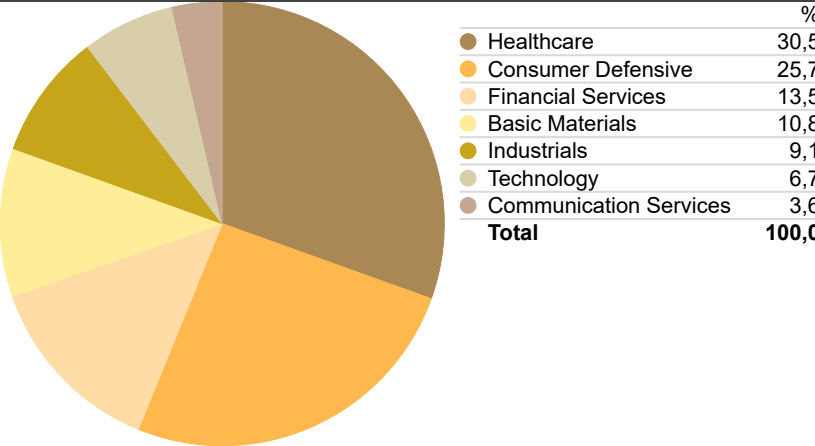


Top 10 Holdings

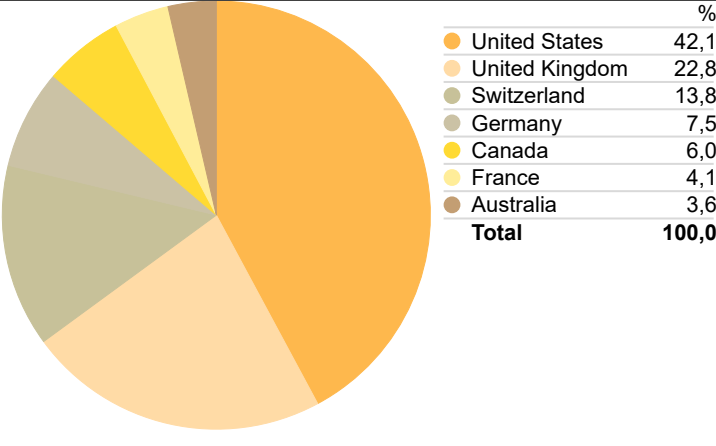


Company	Domicile	Sector	Total Ret 1 Yr
British American Tobacco PLC	United Kingdom	Consumer Defensive	59,19
Johnson & Johnson	United States	Healthcare	38,49
Allianz SE	Germany	Financial Services	38,19
International Business Machines Corp	United States	Technology	34,04
AbbVie Inc	United States	Healthcare	32,05
Royal Bank of Canada	Canada	Financial Services	30,30
Novartis AG Registered Shares	Switzerland	Healthcare	26,94
Rio Tinto PLC Ordinary Shares	United Kingdom	Basic Materials	21,83
Philip Morris International Inc	United States	Consumer Defensive	15,73
Unilever PLC	United Kingdom	Consumer Defensive	3,34

Sector Exposure



Regional Exposure



DISCLAIMER: Johannesburg Security and Portfolio Management Pty Ltd t/a SA Asset Management (Reg No 1995/006481/07) ("SA Asset Management") is a licensed Financial Services Provider ("FSP") in terms of the Financial Advisory and Intermediary Services Act, 37 of 2002 ("FAIS Act"), with FSP number 589, regulated by the Financial Sector Conduct Authority. This document and any other information supplied in connection with the financial product ("product") is not "advice" as defined and/or contemplated in terms of the FAIS Act and investors are encouraged to obtain their own independent advice prior to investing in the product. Any investment is speculative and involves significant risks and therefore, prior to investing, investors should fully understand the product and any risks associated with the product. Investments in securities are generally medium to long term investments. The value of the product may go down as well as up and past performance is not necessarily a guide to the future. SA Asset Management and its affiliates disclaims and assumes no liability for any loss or damage (direct, indirect or consequential) that may be suffered from using or relying on the information contained herein.